


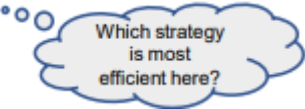




Year 6 Summer 1 Writing documents


Reading	Writing	Mathematics
<p>Text: Black and British: A Short, Essential History by David Olusoga</p> <p>Genre: non-fiction, historical, informative</p> <p>Topic: social issues, history, racism, diversity, political, human rights</p> <p>Key vocabulary: empathy, racism, progression, journey, social activism, compassion, injustice, justice</p> 	<p>Postcard from Prison Text type: Non-Fiction Genre: Postcard Topic: Locked up Cross-curricular links: Drama Independent writing task: Children write their version of a postcard to a relative.</p>  <p>If Text type: poetry Genre: narrative poem Topic: dreams Cross-curricular links: PSHE Independent writing task: Pupils write their own poem about virtues, morals and how to behave in the face of adversity and conflict.</p> 	<p>Revision and consolidation Key objectives</p> <ul style="list-style-type: none"> - calculate problems - Use of brackets - Use knowledge of the order of operations to carry out calculations - Generate and describe linear number sequences - Express missing number problems algebraically - Solve equations with unknown values <p>Multiplication and division</p> <ul style="list-style-type: none"> - Multiply large integers and decimal numbers - Divide integers by 1-digit and 2-digit numbers representing remainders appropriately <p>Fractions, decimals and percentage</p> <ul style="list-style-type: none"> - Find decimal quotients using short division - Add and subtract fractions - Represent multiplication involving fractions - Multiply two proper fractions - Divide a fraction by an integer 




Science	History
<p>Topic: Reproduction (Plants and Animals) In this unit, pupils will observe different plants and flowers to look for growth; they will learn that some plants reproduce asexually, not requiring a male and female, but reproduce by copying itself. Pupils will dissect a flower. They will work scientifically to identify, remove and observe the sepal, stamen, pistil and pollen. Pupils will continue to work scientifically as they dissect fruit looking for three parts of the fruit; the exocarp (skin), mesocarp (flesh) and endocarp (seed covering).</p> <p>Key objectives</p> <ol style="list-style-type: none"> 1. To know that asexual reproduction does not require male and female cells. 2. To understand sexual reproduction in flowering plants. 3. To know many plants clothe their seeds with fruit. 4. To understand sexual reproduction in animals 5. To know that different animals have different growth stages.  <p>Key vocabulary reproduction, asexual reproduction, pollination, germinate fertilisation,, gestation</p>	<p>Cold War The children will learn that the Cold War was a period of tension led by the capitalist superpower, the USA, and the communist superpower, the USSR. They will learn that in 1962 the world came close to a nuclear war during the Cuban Missile Crisis.</p> <p>Key objectives</p> <ol style="list-style-type: none"> 1. To know that the Cold War was a period of tension between the capitalist democracies of the west and the communist countries of the east. 2. To know that the USA and USSR competed to develop and stockpile the most powerful nuclear weapons. 3. To know that the Cuban Missile Crisis was the closest the world came to nuclear war during the Cold War. 4. To know that during the Cold War the USA and USSR competed through the space race . 5. To know that during the Cold War the USSR and USA were involved in 'proxy wars'. 6. To understand the differing interpretations of the Cold War. <p>Key vocabulary Historical interpretation, School of thought, Historiography, Orthodox, Revisionist, Post-revisionist, Bay of Pigs, missile, blockade, communist, submarine, negotiation, nuclear weapon</p> 



Year 6 Summer 1 2026



Art & Design	Religious Education	Computing
<p>Impressionism and Post-Impressionism The impressionists were a group of painters in France who exhibited pictures together in the 1870s and 1880s. The children then look at work of three important artists, seen as post-impressionists: Cezanne, Van Gogh and Gauguin. Study of the work of Cezanne, considered by some to be the 'father' of modern art, focusses on his distinctive brushwork seen in paintings of Mont Sainte-Victoire which he painted many times.</p> <p>Key objectives</p> <ol style="list-style-type: none"> 1. Introduction to Impressionism – Monet 2. Use of scientific knowledge and painting en plein air 3. Paintings of modern life – Degas and Renoir 4. Post-Impressionism – Cezanne 5. Post-Impressionism – Van Gogh and Gauguin <p>Key vocabulary post-impressionism, emotion, imagination, complementary, colour, printmaking, constructive brushstroke, brushstroke, landscape, impression, exhibit, studio</p>	<p>Christianity Key Objectives</p> <ol style="list-style-type: none"> 1. To narrate stories of Jesus - What stories suggest Jesus' divinity and teach us about who He is, including the belief that Jesus is still present in the world today? 2. To explore the concept of God in human lives - What are some miracles that show how God cares for and supports human beings? 3. To understand the significance of Jesus' teachings - How do these teachings demonstrate God's love and presence in our daily lives? <p>Key Vocabulary Christianity Jesus divinity miracles faith presence teachings.</p> 	<p>Advanced Visual Programming Advanced Visual Programming unit of work builds upon pupils previous experience of programming in a visual programming language. Earlier in the year, pupils developed their understanding of using visual programming. Now they are consolidating this understanding by applying it to a different purpose in making arcade games They will revisit key words they learnt previously whilst doing this.</p> <p>Key Objectives</p> <ul style="list-style-type: none"> -state what a tile map is -code a multiplayer game and state what needs to be considered -when creating a multiplayer game -code a game with a countdown -code a game with a function -code a game with an array and state the benefits <p>Key Vocabulary Tile Map Multiplayer Function Array</p>

PSHE	Physical Education	Music
<p>Families & Friendships and Safe Relationships Key objectives Recognise some of the challenges that arise from friendships; Suggest strategies for dealing with bullying, as a bystander. Describe positive attributes of their peers; Recognise and empathise with patterns of behaviour in peer-group dynamics; Recognise peer influence and pressure; Know that some inappropriate touch is also illegal; Understand and explain the outcomes of risk-taking in a given situation, including emotional risks</p> <p>Key vocabulary Relationships, friend, acquaintance, balanced friendship, respectful, assertive, witness, bystander, unique, positive feedback, confidence, self-esteem, assertiveness, peer pressure</p> 	<p>Athletics This term the children will be working on athletics where they will improve on different track and field events.</p> <p>Key objectives-</p> <ul style="list-style-type: none"> -Sprint start technique to increase our running speed - The three phases of triple jump - To record and relay results over a range of track and field events. <p>Key vocabulary Safety Rules Sprint Shuttle record</p> <p>Cricket This term the children will be working on improving their cricket skills</p> <p>Key objectives</p> <ul style="list-style-type: none"> - To track and catch a high ball consistently - To work in a pair to restrict runs scored when fielding - To understand rules of the game <p>Key vocabulary High ball Attack Tracking Urgency innings</p> 	<p>Theme: Chicano rock, Latin rock, and rock and roll.</p> <p>The children will sing a repertoire of songs, including syncopated and partner songs, with appropriate style, phrasing, and expression. They will perform confidently as part of an ensemble, integrating solo lines, rounds, or instrumental accompaniments.</p> <p>For the central song, La Bamba, the children will sing the original version. They can also choose whether to write their own lyrics or to learn the instrumental parts. Additionally, there are three bonus songs to choose from.</p> 



Year 6 Summer 1

2026



Yeadon Junior School